



SHUNWANG  
APPAREL

# TECH PACK CHECKLIST

---

A buyer handoff checklist for swimwear, yoga wear, compression wear, cycling wear and combat sportswear development.

Style Info

Sketches

BOM


Measurements

Labels

Testing

Packing

Prepared for international OEM/ODM business communication



# How to Use This Checklist

Complete these sections before quotation, sample development or bulk production.


## Minimum Required for Quotation

- Style photo, sketch or physical reference sample.
- Product category, target size range and target market.
- Expected quantity by style/color and target delivery date.
- Main fabric composition, GSM or reference hand feel.
- Branding, labels, packing method and testing requirements.

## Recommended File Formats

- Tech pack: PDF, AI, Excel or editable spec sheet.
- Artwork: AI, PDF, EPS or high-resolution PNG; vector preferred.
- Color: Pantone TCX/TPG/TPX or lab-dip reference.
- Measurement chart: Excel table with tolerance and grading rule.
- Label and packaging artwork: editable files where available.

## Development Workflow



Incomplete tech packs can still be reviewed, but quotation and sample timing may change after fabrics, trims, measurements, artwork, labels, packing and testing requirements are clarified.

# 1. Basic Style Information

Define the product scope before technical review.

## Basic Information Checklist

Check Point	OK	NG	N/A	Notes
Style name / style number / season	<input type="checkbox"/>	<input type="checkbox"/>	<input type="checkbox"/>	_____
Product category: swimwear, yoga wear, cycling, combat, compression, etc.	<input type="checkbox"/>	<input type="checkbox"/>	<input type="checkbox"/>	_____
Target market and retail channel	<input type="checkbox"/>	<input type="checkbox"/>	<input type="checkbox"/>	_____
Target customer body type and fit intention	<input type="checkbox"/>	<input type="checkbox"/>	<input type="checkbox"/>	_____
Size range and base size	<input type="checkbox"/>	<input type="checkbox"/>	<input type="checkbox"/>	_____
Order quantity by style/color/size	<input type="checkbox"/>	<input type="checkbox"/>	<input type="checkbox"/>	_____
Target sample date and bulk delivery date	<input type="checkbox"/>	<input type="checkbox"/>	<input type="checkbox"/>	_____
Target price range or costing direction	<input type="checkbox"/>	<input type="checkbox"/>	<input type="checkbox"/>	_____
Required certification, testing or retailer manual	<input type="checkbox"/>	<input type="checkbox"/>	<input type="checkbox"/>	_____
Reference sample available for review	<input type="checkbox"/>	<input type="checkbox"/>	<input type="checkbox"/>	_____

## 2. Design Details & Construction

Clear sketches and construction notes reduce sample revisions and improve quotation accuracy.

### Sketch Views

- Front view
- Back view
- Side view if needed
- Inside construction or lining view
- Close-up details with callouts

### Construction Notes

- Seam type and stitch type
- Binding, elastic and strap details
- Padding, lining and support construction
- Zipper, drawcord or hardware position
- Logo and label placement



Area	Information to Provide
Neckline / Armhole / Waist	Shape, depth, binding or elastic method
Support Area	Bra cup, removable pads, underband, lining, power mesh
Straps	Width, adjuster, ring, slider, cross-back, halter, fixed or removable
Hem / Leg Opening	Elastic, binding, coverstitch, clean finish, silicone grip
Pockets / Panels	Pocket size, position, lining, mesh or contrast panel
Special Techniques	Heat transfer, bonding, laser cut, sublimation, embroidery, print

# 3. Fabric, Trim & BOM Requirements

The bill of materials should identify every material, color, placement and supplier requirement.

BOM Item	Details Required
Main Fabric	Composition, GSM, width, hand feel, stretch, color, print, finish
Lining / Mesh	Composition, GSM, color, placement and support requirement
Elastic	Width, color, stretch, recovery, placement and length
Padding / Cups	Shape, size, thickness, removable/fixed and size grading
Thread	Color, count, performance, stretch or bulk thread requirement
Zipper / Drawcord / Hardware	Material, color, size, finish, logo and anti-rust requirement
Labels	Main label, size label, care label, origin label, heat transfer label
Packaging	Polybag, tissue paper, box, hangtag, barcode, carton mark

For swimwear and activewear, specify required tests in advance: color fastness, stretch/recovery, chlorine resistance, UPF, moisture management, washing shrinkage, pilling, abrasion and chemical/RSL review.

# 4. Measurement Spec & Tolerance

A clear size spec improves fit approval and reduces measurement disputes during final inspection.

Spec Item	Requirement
Base Size	Identify the base size used for sample development, such as S, M, L or 1X.
POM Codes	Use consistent point-of-measure codes such as 1/2 chest, waist, hip, inseam.
Tolerance	Provide allowable tolerance by POM; stretch garments often need POM-specific rules.
Grading Rule	Provide size-to-size increment for all key measurements.
How to Measure	Add sketches or reference diagrams for complex points such as straps or cups.
Fit Comments	Record sample comments by version: Proto, Fit Sample, PP Sample and TOP Sample.

Blank fit comments / approval notes: \_\_\_\_\_

# 5. Color, Print & Logo Artwork


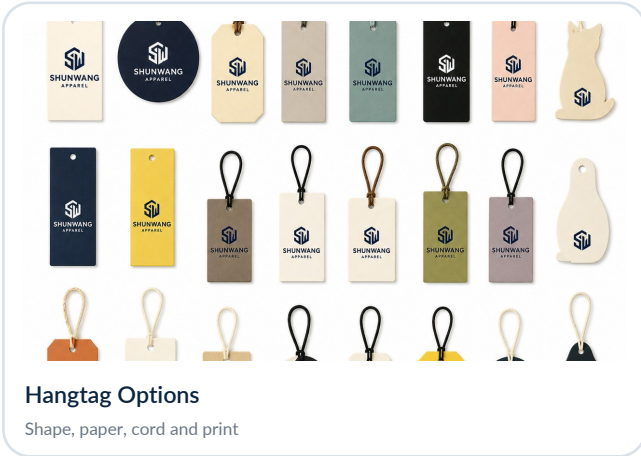
Print and branding files should be production-ready and linked to exact positions.

## Artwork & Color Approval Checklist

Check Point	OK	NG	N/A	Notes
Pantone or color standard provided for every fabric and trim	<input type="checkbox"/>	<input type="checkbox"/>	<input type="checkbox"/>	_____
Print artwork file provided in vector or high-resolution format	<input type="checkbox"/>	<input type="checkbox"/>	<input type="checkbox"/>	_____
Repeat size, scale and print placement specified	<input type="checkbox"/>	<input type="checkbox"/>	<input type="checkbox"/>	_____
Logo artwork provided as vector file with size and placement	<input type="checkbox"/>	<input type="checkbox"/>	<input type="checkbox"/>	_____
Heat transfer / screen print / embroidery method confirmed	<input type="checkbox"/>	<input type="checkbox"/>	<input type="checkbox"/>	_____
Metal hardware color and finish confirmed	<input type="checkbox"/>	<input type="checkbox"/>	<input type="checkbox"/>	_____
Colorway chart completed for all style-color combinations	<input type="checkbox"/>	<input type="checkbox"/>	<input type="checkbox"/>	_____
Lab dip / strike-off approval process defined	<input type="checkbox"/>	<input type="checkbox"/>	<input type="checkbox"/>	_____
Artwork ownership and brand authorization confirmed	<input type="checkbox"/>	<input type="checkbox"/>	<input type="checkbox"/>	_____
Care label symbols, fiber content and origin wording confirmed	<input type="checkbox"/>	<input type="checkbox"/>	<input type="checkbox"/>	_____

# 6. Label, Hangtag & Packaging Requirements

Private-label details should be approved before PP sample and bulk packing.



Item	Details Required
Main Label	Logo, color, fold type, material, position and stitch method
Size Label	Size format by market: XS-XL, numeric, plus-size, EU/US/UK
Care Label	Fiber content, wash symbols, origin, RN/CA if required, language
Hangtag	Artwork, material, cord, safety pin, barcode and price sticker area
Polybag / Box	Size, warning text, barcode sticker, recycling mark, brand print
Carton Mark	PO, style, color, size, quantity, GW/NW, measurements and destination

# 7. Testing, Compliance & Final Handoff

Define the required tests by market, retailer and product category before bulk production.

Product Area	Suggested Test / Review Scope
Swimwear	Chlorinated water color fastness, washing, rubbing, perspiration, stretch, lining, UPF if claimed
Yoga / Activewear	Stretch/recovery, opacity, pilling, abrasion, washing shrinkage, moisture management
Cycling Wear	Stretch, seam strength, pilling, moisture wicking, zipper/hardware durability, reflective trim
Combat / Compression	High stretch, recovery, abrasion, seam strength, sublimation print fastness
Chemical/RSL	REACH, buyer RSL, restricted substances and OEKO-TEX where certified materials are required
Labeling	Fiber content, country of origin, care symbols and buyer-specific compliance manuals

## Pre-Production Release Checklist

Check Point	OK	NG	N/A	Notes
Final style sketch/reference photo attached	<input type="checkbox"/>	<input type="checkbox"/>	<input type="checkbox"/>	_____
Final measurement chart and tolerance attached	<input type="checkbox"/>	<input type="checkbox"/>	<input type="checkbox"/>	_____
Final BOM with fabric, trims, labels and packaging attached	<input type="checkbox"/>	<input type="checkbox"/>	<input type="checkbox"/>	_____
Final colorway chart and Pantone references attached	<input type="checkbox"/>	<input type="checkbox"/>	<input type="checkbox"/>	_____
Print and logo artwork approved	<input type="checkbox"/>	<input type="checkbox"/>	<input type="checkbox"/>	_____
Testing requirement sheet attached	<input type="checkbox"/>	<input type="checkbox"/>	<input type="checkbox"/>	_____
PP sample approval confirmed	<input type="checkbox"/>	<input type="checkbox"/>	<input type="checkbox"/>	_____
Packing instruction and carton mark confirmed	<input type="checkbox"/>	<input type="checkbox"/>	<input type="checkbox"/>	_____